



PANEL HOLDER

The Transtex Panel Holder is a tool that facilitates the aerodynamic skirt installation process. It holds the panel in place, replacing the need for bottle jacks. Using the bottom bolt of the panel holder, the gap between the trailer side rail and the top of the skirt can easily be adjusted.

A set is composed of 2 Panel Holders and 1 spare set of clamping flanges.



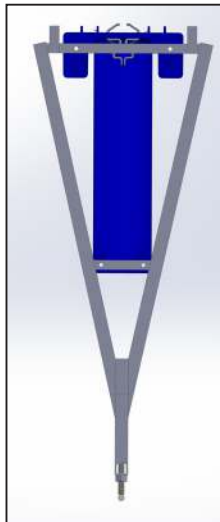
PANEL HOLDER ADVANTAGES

- Easy to install and to remove
- Easy to align with the side rail
- Lightweight
- Can be adjusted for 30" and 32" wide skirts

PANEL HOLDER INSTALLATION INSTRUCTIONS

1. Simply spread the flanges, and clip it onto the I-beam
2. Make sure that each of the panel holders' stoppers are making contact with the inside rail of the trailer
3. Slightly tighten the 2 bolts
4. Using the bottom bolt, adjust the distance between the top of the panel and the side rail

Part Number:
PANH-02



To place an order, please contact our Customer Service Department
info@transtex-llc.com
1-877-332-3519 X 109